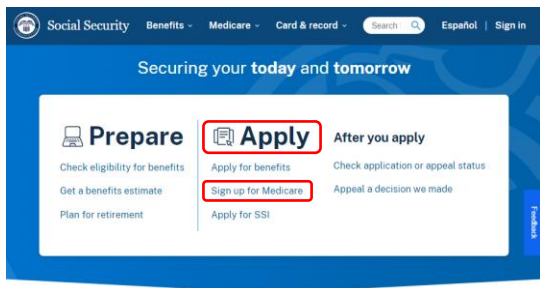




start at: www.ssa.gov

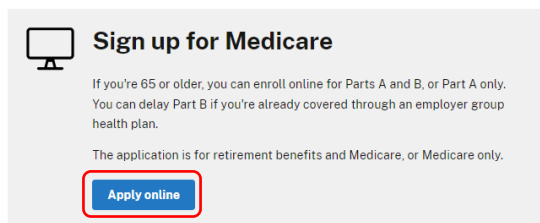


You should see a white box in the middle with "Prepare" on the left and "Apply" in the middle.

1. Under "Apply"
2. Click on "Sign up for Medicare"

NOTE: If you have a security freeze and/or fraud alert on your credit report with Equifax you must first remove the freeze or alert prior to applying for Medicare.

You can then re-freeze or add the alert back on once Medicare has accepted your application.



Scroll down to the first grey box, where it says, "Sign up for Medicare." Click the blue "Apply online" button.

Click the box: "I understand and agree to the above statements." Then click the blue "Next" button.



Social Security

The Official Website of the U.S. Social Security Administration

Apply for Benefits

Benefits Application Terms of Service

I understand that I am entering a U.S. Government System to file a benefit application with the Social Security Administration. I understand that I need to provide the Social Security Administration information to process the benefit application. I understand that failing to agree to the statements below will result in my inability to file a benefit application online, which may prevent the Social Security Administration from making an accurate and timely decision about eligibility for benefits.

I understand that:

- the Social Security Administration will validate the information I provide against the information in Social Security Administration's systems.
- my activities may be monitored within this site.
- any person who knowingly and willfully tries to obtain Social Security benefits falsely could be punished by a fine or imprisonment, or both.
- I am authorized to file a claim on my own behalf or on behalf of someone else with the Social Security Administration.

I understand and agree to the above statements.

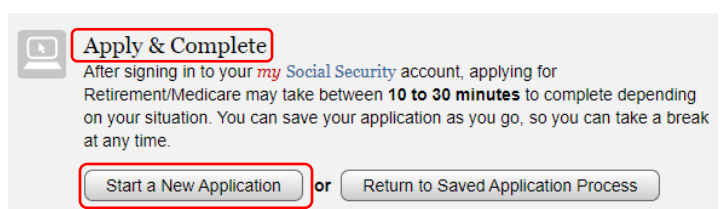
Information about Social Security's Online Policies

We are committed to protecting individual privacy and securing the personal information made available to us when you visit our website, SSA.gov. Our [Internet Privacy Policy](#) explains our online information practices.

Next

Exit

In the second grey box under "Apply & Complete" click the "Start a New Application" button.



Select, "I am applying for myself"

Do you have a "my Social Security" account? then check, the blue "Next" button.

- If "Yes", then log in
 - If "No", then create a my Social Security account
- Click "Next"



Social Security

The Official Website of the U.S. Social Security Administration

Apply for Benefits

Who Is Completing This Application?

Tell us information about the person completing this application:

I am applying for myself.

I am helping someone who is not with me, and therefore cannot sign the application at this time.

Do you have a my Social Security account?

Yes No

Next

Previous

Save your user ID and Password somewhere safe, you will receive an email code for verification. Confirm your email address and use confirmation code to log in.

Once you are logged in - Fill in all Info requested:

** Select **NO** to Medicare PART B

** **SELECT:** That you **ARE STILL** covered by Group coverage

- Have your employment dates available when completing the application.
- **KEEP THE RE-ENTRY** number available **until** you receive your Medicare ID card...
- **Review** the info you entered and digitally sign the form by typing your name.

FINAL CONFIRMATION:

You should receive a letter from the SSA in about 2 weeks. If they need any additional information, they will ask for it in that letter. If not, you should expect your Medicare card to arrive in about 2-4 weeks.

You should be able to find your Medicare number on your "My SS account" within 15-30 business days.