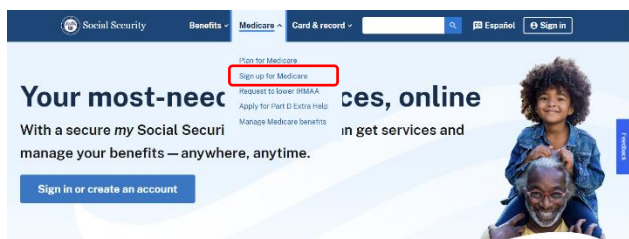




start at: [www.ssa.gov](http://www.ssa.gov)

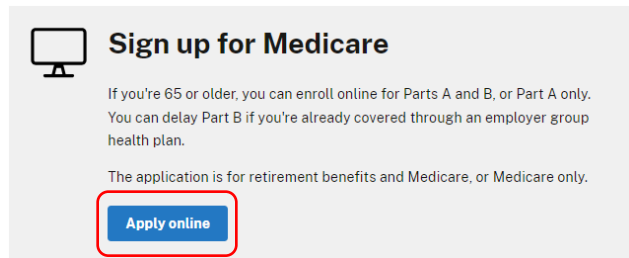


You should see a white box in the middle with "Prepare" on the left and "Apply" in the middle.

1. Under the Medicare tab
2. Click "Sign up for Medicare"

**NOTE:** If you have a security freeze and/or fraud alert on your credit report with Equifax you must first remove the freeze or alert prior to applying for Medicare.

You can then re-freeze or add the alert back on once Medicare has accepted your application.



Scroll down to the first grey box, where it says, "Sign up for Medicare." Click the blue "Apply online" button.

Click the box: "I understand and agree to the above statements." Then click the blue "Next" button.

In the second grey box under "Apply & Complete" click the "Start a New Application" button.

Select, "I am applying for myself"

Do you have a "my Social Security" account? then check, the blue "Next" button.

- If "Yes", then log in
  - If "No", then to create a "my Social Security" account
- Click "Next"

Save your user ID and Password somewhere safe, you will receive an email code for verification. Confirm your email address and use confirmation code to log in.

Once you are logged in - Fill in all Info requested:

\*\* Select **YES** to **Medicare PART B**

\*\* Provide **ALL** needed information that follows:

**IN THE REMARKS BOX, PLEASE MAKE SURE TO TYPE IN THE FOLLOWING:**

"Requested effective date" **xx/xx/xxxx** (insert your desired effective date)

If you are in your **IEP (Initial Enrollment Period)** the government will choose your effective date for you (Depending on when you begin your application)

If you are in your **SEP (Special Enrollment Period)** YOU will choose your effective date\*\*\* (If you don't know if you are in IEP or SEP ask your advisor.)

- Enter your employment verification dates and benefit information as needed
- **KEEP THE RE-ENTRY** number somewhere safe until you receive your Medicare ID card.
- **Review** the information entered and then digitally sign. (type your name)

**FINAL CONFIRMATION:**

- Online Enrollment Complete
- You will receive a correspondence from SSA in 2 weeks via snail mail
- Any additional information needed from you will be requested by mail
- You should receive your Medicare ID card in 2-4 weeks from the date of that letter
- The My SS account you created will have your Medicare number visible in it within 15-21 business days. Issuance may take longer. During the **Annual Enrollment Period ((AEP) Oct. - Dec.)** **Call to verify.**

<https://www.ssa.gov/agency/contact/>

(800) 772-1213 between 8:00 A.M. and 7:00 P. M.

If you need to reach out to Social Security directly, there are multiple ways to get support, this website will provide you with the resources you need.

## Apply for Benefits

### Benefits Application Terms of Service

I understand that I am entering a U.S. Government System to file a benefit application with the Social Security Administration. I understand that I need to provide the Social Security Administration information to process the benefit application. I understand that failing to agree to the statements below will result in my inability to file a benefit application online, which may prevent the Social Security Administration from making an accurate and timely decision about eligibility for benefits.

I understand that:

- the Social Security Administration will validate the information I provide against the information in Social Security Administration's systems.
- my activities may be monitored within this site.
- any person who knowingly and willfully tries to obtain Social Security benefits falsely could be punished by a fine or imprisonment, or both.
- I am authorized to file a claim on my own behalf or on behalf of someone else with the Social Security Administration.

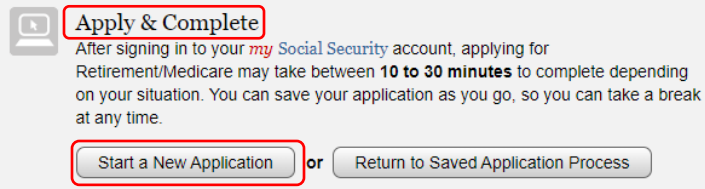
☒ I understand and agree to the above statements.

#### Information about Social Security's Online Policies

We are committed to protecting individual privacy and securing the personal information made available to us when you visit our website, SSA.gov. Our [Internet Privacy Policy](#) explains our online information practices.

**Next**

Exit



## Apply for Benefits

### Who Is Completing This Application?

Tell us information about the person completing this application:

☒ I am applying for myself.

☐ I am helping someone who is not with me, and therefore cannot sign the application at this time.

Do you have a my Social Security account?

☒ Yes ☐ No

**Next**

Previous