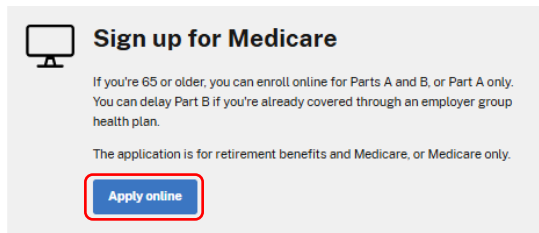




start at: [www.ssa.gov/medicare/sign-up](http://www.ssa.gov/medicare/sign-up)



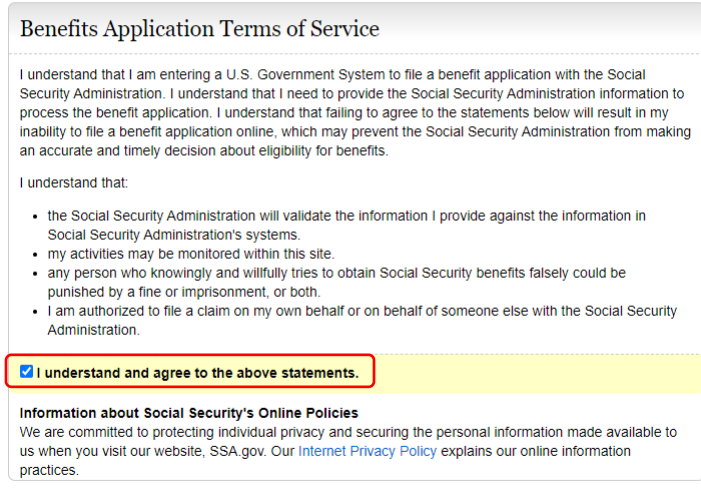
You should see a white box in the middle with "Prepare" on the left and "Apply" in the middle.

1. Under "Sign up for Medicare"
2. Click on "Apply online"

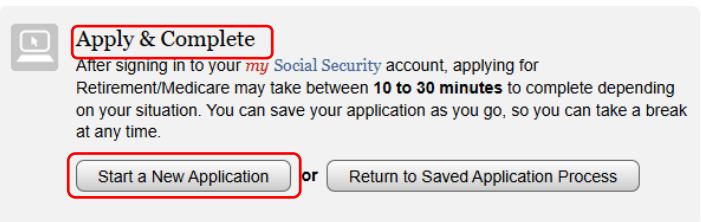
**NOTE:** If you have a security freeze and/or fraud alert on your credit report with Equifax you must first remove the freeze or alert prior to applying for Medicare. You can then re-freeze or add the alert back on once Medicare has accepted your application.



## Apply for Benefits



Click the box: "I understand and agree to the above statements." Then click the blue "Next" button.



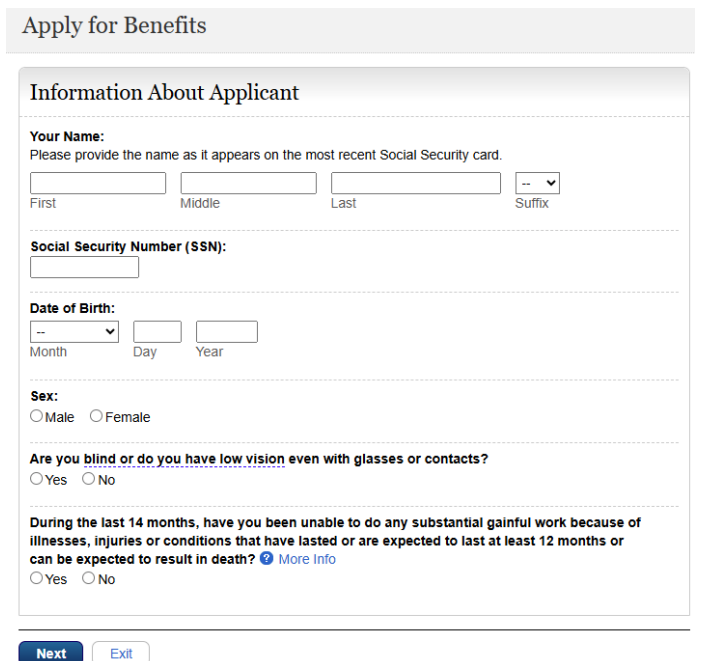
In the second grey box under "Apply & Complete" click the "Start a New Application" button.



Select, "I am applying for myself"

Do you have a "my Social Security" account? then check, the blue "Next" button.

- If "Yes", then log in
  - If "No", then create a "my Social Security" account
- Click "Next"



Once you are logged in - Fill in all Info requested:

\*\* Select NO to Medicare PART B

\*\* SELECT: That you ARE STILL covered by Group coverage

Save your user ID and Password somewhere safe, you will receive an email code for verification. Confirm your email address and use confirmation code to log in.

Have your employment dates available when completing the application.

**KEEP THE RE-ENTRY** number available until you receive your Medicare ID card... Review the info you entered and digitally sign the form by typing your name.

### COMPLETION!

You should receive a letter from the SSA in about 2 weeks. If they need any additional information, they will ask for it in that letter. If not, you should expect your Medicare card to arrive in about 2-4 weeks.

You should be able to find your Medicare number on your "My SS account" within 15-30 business days.